
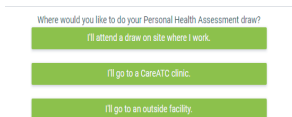


How to Complete Your iCare PHA at a **LabCorp Facility**



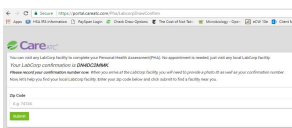
1. Complete your PHA Questionnaire

PHA Questionnaires will be pre-populated with personal information. Click next to answer all of the health questions. Please click SAVE at the end to submit your questionnaire.



2. Choose "I'll go to an outside facility"

Enter your height, weight, waist circumference, and blood pressure. This information is required and can be self-reported.



3. Get your Confirmation Number

After you create your patient portal login you'll receive a confirmation number. You **MUST** have this number for your lab orders to be sent. Your confirmation number will also be sent to you via email. Enter your zip code to find a LabCorp near you.

LABCORP
4351 BOOTH CALLOWAY SUITE 105
NORTH RICHLAND HILLS, TX 76180
Hours: MON-FRI 7:30-5:00 DRUG SCREENS 9-5
Phone: 817-595-2363
Fax: 817-595-0324

[Schedule an Appointment](#)

4. Choose a Location and Schedule an Appointment

Choose a LabCorp location convenient to you. While not required, you can save time by scheduling an appointment. Choose Employee Wellness
You will need to be fasting for at least 8 hours
Choose "Other" for insurance
You will not be required to submit payment to LabCorp.

If there are not any LabCorp options within 35 miles of you please contact 918.779.7420

Trouble Shooting Tips:

- Provide LabCorp your confirmation number when you arrive
- Your lab orders will be under Dr. Kim Hutton
- If your orders are not available call 918.779.7420

